


Digital Entrance Panel Compact

A robust Entrance Panel designed for flush mounting within the environment of the building, providing residents and visitors with a reliable and secure means of access to the property. Engineered for larger developments where the number of apartments exceeds 20, the panel enables visitors to enter the required combination of buttons to select an apartment and then press the Call button.




Designed to work seamlessly with the new GDX Next solution, the Entrance Panel provides clear duplex audio to residents' handsets. Each button press is mapped to a specific property, with all programming completed locally by the installation engineer. Integration with the GDX Next Central Control Unit (CCU) and Entrance Panel Expansion Unit (EEU) is intentionally simple, requiring only two cables: a standard CAT5e (U/UTP) and a 4-core RS-485 link.



Digital Compact Entrance Panel

- **Equality** – Hard of hearing T-Coil compatible loop included
- **Access Control** – Integral multi-tech reader included
- **Visitor & Resident Feedback** – Dual line scrolling and static access and alarm messages
- **Simple Configuration** – Pre or locally configured button matrix saving installation time

Product Family	Digital Entrance Panel Compact <i>See reverse for all part numbers</i>
Audio Specification	Omnidirectional MEMS microphone providing outstanding sound clarity, even in challenging conditions
Access Reader Options	Integrated: Multi-Technology
Supported Reader Formats	PAC OPS, PAC OPS Lite, PAC, Indigo, various 3 rd -party HF and LF
Supported Output Formats	PAC Secure Data Bus
Max. Reading Range	30mm
Display	Dual line OLED screen with scrolling 1 and 2 lines
Visual Indication	Static and rolling information on means of calling a flat, access and alarm events
Audio Indication	Event specific sounds for flat calling, access and alarm events
Distance to CCU	<ul style="list-style-type: none"> • 100m for PAC Secure Data Bus (using 0.5mm² 4-core cable) • 100m for ethernet connection
Button Options	<ul style="list-style-type: none"> • Up to 14 buttons
Panel Engraving Options	<ul style="list-style-type: none"> • Address / location • Colour logos • Service buttons with fixed labels (SERVICE, TRADE)

Equality Act 2010 (UK) / Disability Discrimination Act (NI) compliance	<ul style="list-style-type: none"> • Braille • Yellow high visibility bezels • Raised bump/pip on button 5 • Optional verbal indication of door operations
Recommended Cabling	0.5mm ² 4-core unscreened cable for the Secure Data Bus connection Standard CAT6 (CAT5/5e/6 U/UTP) for ethernet
Tamper	Movement and cable
Power Input	400mA @ 40V provided by the CCU
Dimensions	176 (w) × 303 (h) × 65 (d) mm
Weight	Approx 2.0 kg
Operating Temperature	-25°C to +55°C
Operating Humidity	RH max. 25 - 95% Environmental class A2
Material	Faceplate is made from 2.5mm high grade BW316 stainless steel
Warranty	5 years against electronic failure
Standards & Compliance	  
Environment	<ul style="list-style-type: none"> • IPX4 • IK08
Country of Origin	UK

Part numbers explained for ordering

Examples

FEPCS10YV

Functional Entrance Panel + Compact + Surface mount + 10 buttons + Yellow bezel + Video enabled

DEPMF14CCT

Digital Entrance Panel + Mitre + Flush mount + 14 buttons with "CALL", "CANCEL" & "TRADE"

