


Functional Entrance Panel Mitre Video

A robust entrance panel designed for flush mounting within the building environment, providing residents and visitors with a reliable and secure means of access to the property. The panel is supplied as standard with a high-definition colour camera and a multi technology proximity reader capable of reading PAC OPS™, legacy PAC, Indigo tokens, and a wide range of third party credentials.

Configurations are available from 1 to 20 buttons, each labelled to your customer’s requirements, including a Trade / Service button.




Designed to work seamlessly with the new GDX Next solution, the Entrance Panel provides clear duplex audio to residents’ handsets. Each button is configured to call a specific property, with setup specific to the project carried out during manufacturing which can also be configured locally by the installation engineer. Integration with the GDX Next Central Control Unit (CCU) and Entrance Panel Expansion Unit (EEU) is intentionally simple, requiring only two cables: a standard CAT5e (U/UTP) and a 4-core RS-485.

- **Equality** – Hard of hearing T-Coil compatible loop included
- **Access Control** – Integral multi-tech reader included
- **Visitor & Resident Feedback** – Dual line scrolling and static access and alarm messages
- **Simple Configuration** – Pre or locally configured button matrix saving installation time



Functional Mitre Entrance Panel with “Trade” button

| Product Family | Functional Entrance Panel Mitre Video |
|-------------------------------------|--|
| | <i>See reverse for all part numbers</i> |
| Audio Specification | Omnidirectional MEMS microphone providing outstanding sound clarity, even in challenging conditions |
| Video Specification | HD Colour Video camera with a V:97° H: 117° field of view |
| Access Reader Options | Integrated: Multi-Technology |
| Supported Reader Formats | PAC OPS, PAC OPS Lite, PAC, Indigo, various 3 rd -party HF and LF |
| Supported Output Formats | PAC Secure Data Bus |
| Max. Reading Range | 30mm |
| Display | Dual line OLED screen with scrolling 1 and 2 lines |
| Visual Indication | Static and rolling information on means of calling a flat, access and alarm events |
| Audio Indication | Event specific sounds for flat calling, access and alarm events |
| Distance to CCU(A) or EEU(A) | 100m for PAC Secure Data Bus (using 0.5mm ² 4-core cable) 100m for ethernet connection |
| Button Options | Up to 20 buttons |

| | |
|---|---|
| Panel Engraving Options | Address / location Colour logos Service buttons with fixed labels (SERVICE, TRADE) |
| Equality Act 2010 (UK) / Disability Discrimination Act (NI) compliance | Braille Yellow high visibility bezels Raised bump / pip on button 5 Optional verbal indication of door operations |
| Recommended Cabling | 0.5mm ² 4-core unscreened cable for the Secure Data Bus connection Standard CAT6 (CAT5/5e/6 U/UTP) for ethernet |
| Tamper | Movement and cable |
| Power Input | 400mA @ 40V provided by the CCU |
| Dimensions | Faceplate: 155 (w) × 282 (h) mm Flush backbox: 123 (w) × 255 (h) × 75 (d) mm |
| Weight | Approx 2.0 kg |
| Operating Temperature | -25°C to +55°C |
| Operating Humidity | RH max. 25 - 95% Environmental class A2 |
| Material | Faceplate is made from 2.5mm high grade BW316 stainless steel |
| Warranty | 5 years against electronic failure |
| Standards & Compliance |    |
| Environment | IPX4 IK08 |
| Country of Origin | UK |

Part numbers explained for ordering

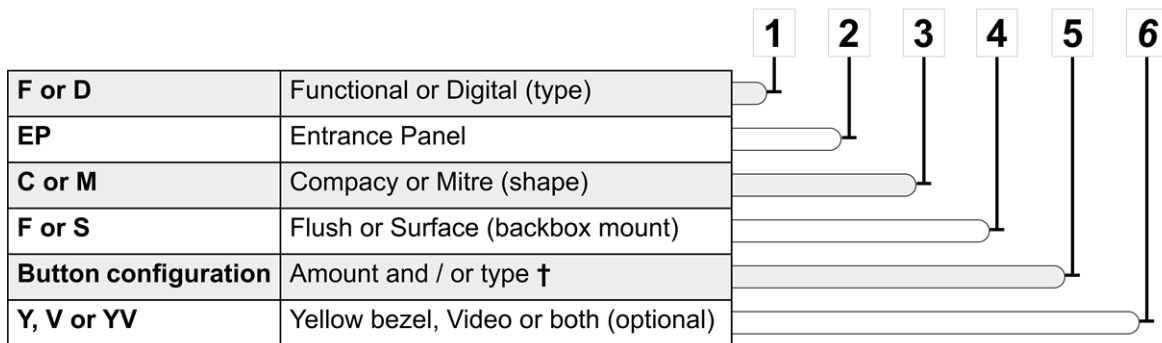
Examples

FEPCS10YV

Functional Entrance Panel + Compact + Surface mount + 10 buttons + Yellow bezel + Video enabled

DEPMF14CCT

Digital Entrance Panel + Mitre + Flush mount + 14 buttons with "CC", "CCS" or "CCT" †



† "CC", "CCS", "CCT" refer to "Call", "Cancel", "Service" and "Trade" buttons